



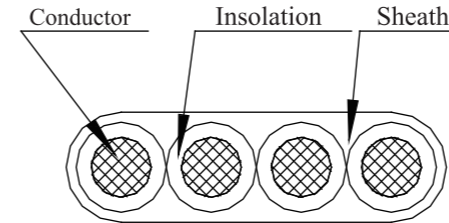
Crane Cable

Power Supply and Control Supply

Catalogue

YFFB - RVV series

Flat Cable
YFFB Series



Applications:

YFFB Series Cable is special designed for frequent motion and flexing. This cable can be used for festoon systems, power tracks, cable tenders, cranes and hoists.

Feature:

Sheath: Special polychloreprene (Butadiene-Acrylonitrile Rubber) which is flame resistance and self-extinguishing.

Conductor: Superfine Soft Bare Copper which purity can reach 99.999%.

Insulation: Special polychloreprene (Butadiene-Acrylonitrile Rubber)

Technical data:

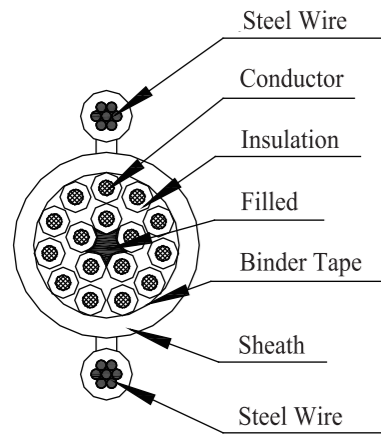
Rated voltage: $\leq 1.5\text{mm}^2$ 300/500V >1.5mm²: 450V/750V

Test voltage: $\leq 1.5\text{mm}^2$ 2500V >1.5mm²: 3000V

Temperature range: -20°C to +80°C

Model	Qty of Cores	Section of Cores mm ²	Width of Cable mm	Thickness of Cable mm	Weight kg/km
YFFB	4	1.5	16.3	5.8	198.4
YFFB	4	2.5	18.7	6.6	268.4
YFFB	4	4	21.9	7.3	367.7
YFFB	4	6	26.9	8.0	507.6
YFFB	4	10	34.5	9.7	784.1
YFFB	4	16	38.5	10.7	1074
YFFB	4	25	47	12.8	1575
YFFB	4	35	56.6	15.2	2245
YFFB	6	1.5	23.3	5.8	282.8
YFFB	6	2.5	26.9	6.6	386.5
YFFB	6	4	31.7	7.3	534.2
YFFB	6	6	38.7	8.0	737
YFFB	6	10	50.1	9.7	1148
YFFB	6	16	56.1	10.7	1580
YFFB	6	25	68.6	12.8	2322
YFFB	6	35	82.6	15.2	3311
YFFB	8	1.5	29.3	5.8	358.8
YFFB	8	2.5	36	6.6	513.3
YFFB	8	4	40.5	7.3	690
YFFB	8	6	48.9	8.0	947.7
YFFB	8	10	63.9	9.7	1486
YFFB	8	16	71.9	10.7	2057
YFFB	8	25	88.2	12.8	3031
YFFB	10	1.5	35.3	5.8	434.7
YFFB	10	2.5	41.3	6.6	603.3
YFFB	10	4	49.3	7.3	845.9
YFFB	10	6	59.1	8.0	1158
YFFB	10	10	77.7	9.7	1824
YFFB	10	16	87.7	10.7	2535
YFFB	12	1.5	41.3	5.8	51.7
YFFB	12	2.5	48.5	6.6	711.8
YFFB	16	1.0	47.1	4.8	475.5
YFFB	16	1.5	54.3	5.8	671
YFFB	16	2.5	63.9	6.6	938.3
YFFB	20	1.0	58.3	4.8	587.9
YFFB	20	1.5	67.3	5.8	831.4
YFFB	20	2.5	79.3	6.6	1165

Pendant Control Cable
RVV Series



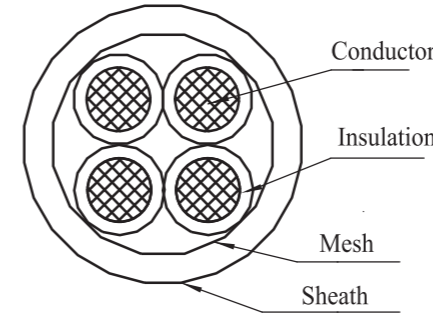
Applications:
RVV1/RVV2 Series Pendant Cable with one or two steel wire is special designed for pendant control which is tensile resistance and long service life.

Feature:
Sheath: Special Polychloreprene (Butadiene-Acrylonitrile Rubber) which is flame resistance and self-extinguishing
Conductor: Superfine Soft Bare Copper which purity can reach 99.999%.
Insulation: Special Polychloreprene (Butadiene-Acrylonitrile Rubber) which is Oil and flame resistance and self-extinguishing

Technical data:
Rated voltage: $\leq 1.5\text{mm}^2$ 300/500V $> 1.5\text{mm}^2$: 450V/750V
Test voltage: $\leq 1.5\text{mm}^2$ 2500V $> 1.5\text{mm}^2$: 3000V
Temperature range: -20°C to +80°C
Note: RVV1 is cable with one steel wire and RVV2 is cable with 2 steel wires.

Model	Qty of Cores * Section of Cores mm ²	Rated Voltage	Outer Dimensionr (mm)	Weight (kg/km)
RVV1/RVV2	4×1.5	300/500V	14.0 / 18.4	193 / 203
RVV1/RVV2	4×2.5	300/500V	16.6 / 20.9	279 / 326
RVV1 / RVV2	5×1.5	300/500V	15.0 / 19.3	227 / 265
RVV1 / RVV2	5×2.5	300/500V	17.9 / 22.2	331 / 379
RVV1 / RVV2	6×1.5	300/500V	16.1 / 20.4	264 / 303
RVV1 / RVV2	6×2.5	300/500V	21.4 / 27.9	395 / 454
RVV1 / RVV2	8×1.5	300/500V	19.3 / 25.8	346 / 411
RVV1 / RVV2	8×2.5	300/500V	22.8 / 29.3	501 / 578
RVV1 / RVV2	10×0.75	300/500V	17.5 / 22.9	265 / 308
RVV1 / RVV2	10×1.5	300/500V	21.8 / 28.3	444 / 520
RVV1 / RVV2	10×2.5	300/500V	25.9 / 32.4	641 / 736
RVV1 / RVV2	12×0.75	300/500V	17.9 / 23.3	291 / 333
RVV1 / RVV2	12×1.5	300/500V	22.3 / 28.8	491 / 564
RVV1 / RVV2	12×2.5	300/500V	26.6 / 33.1	836 / 810
RVV1 / RVV2	14×0.75	300/500V	18.6 / 24.0	324 / 366
RVV1 / RVV2	14×1.5	300/500V	23.2 / 29.7	549 / 621
RVV1 / RVV2	14×2.5	300/500V	27.8 / 34.3	836 / 925
RVV1 / RVV2	16×0.75	300/500V	19.3 / 24.8	360 / 402
RVV1 / RVV2	16×1.5	300/500V	24.2 / 30.7	611 / 684
RVV1 / RVV2	16×2.5	300/500V	29.1 / 35.6	934 / 1025
RVV1 / RVV2	18×0.75	300/500V	21.2 / 27.7	418 / 481
RVV1 / RVV2	18×1.5	300/500V	25.2 / 31.7	676 / 749
RVV1 / RVV2	18×2.5	300/500V	30.5 / 37.0	1038 / 1130
RVV1 / RVV2	20×0.75	300/500V	21.6 / 28.1	446 / 508
RVV1 / RVV2	20×1.5	300/500V	25.8 / 32.3	725 / 796
RVV1 / RVV2	20×2.5	300/500V	31.2 / 37.7	1115 / 1203

Round Power Cable
RVV Series



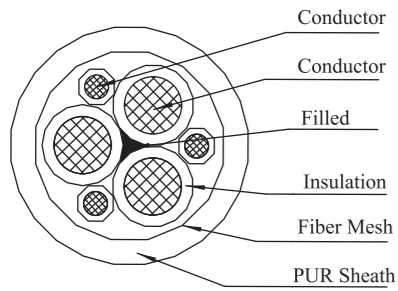
Applications:
NANTE RVV Series is special designed for crane power supply, which is flame resistance and self-extinguishing

Feature:
Sheath: Enhanced Polyvinyl Chloride which is flame resistance and self-extinguishing
Conductor: Superfine Soft Bare Copper which purity can reach 99.999%.
Insulation: Enhanced Polyvinyl Chloride which is Oil and flame resistance and self-extinguishing

Technical data:
Rated voltage: $\leq 1.5\text{mm}^2$ 300/500V $> 1.5\text{mm}^2$: 450V/750V
Test voltage: $\leq 1.5\text{mm}^2$ 2500V $> 1.5\text{mm}^2$: 3000V
Temperature range: -20°C to +80°C

Model	Qty of Cores * Section of Cores mm ²	Rated Voltage	Outer Dimensionr (mm)	Weight (kg/km)
RVV	2×1.5	300/500V	7.8	76
RVV	2×2.5	300/500V	9.6	115
RVV	3×1.5	300/500V	8.5	105
RVV	3×2.5	300/500V	10.1	157
RVV	4×2.5	300/500V	10.9	197
RVV	4×4	300/500V	12.8	284
RVV	4×6	300/500V	15.2	375
RVV	4×10	300/500V	19	661
RVV	4×16	300/500V	21.6	929
RVV	4×25	300/500V	27.2	1443
RVV	4×35	300/500V	31.5	1837
RVV	4×50	600/1000V	36.6	2557
RVV	4×70	600/1000V	40.8	3403
RVV	4×75	600/1000V	41.3	3584
RVV	4×95	600/1000V	46.6	4540
RVV	7×1.5	300/500V	11.4	218
RVV	7×2.5	300/500V	13.4	319
RVV	7×4	300/500V	15.6	447

RVV-PUR Cable for Cable Reeling System
RVV-PUR Series



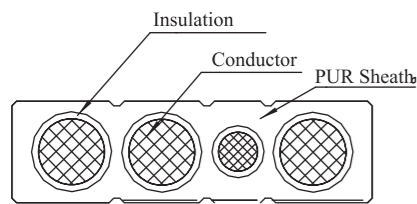
Application:

RVV-PUR series reeling cable is special designed for frequent motion and flexing application, especially suitable for port machine, which is high travel speed, like container cranes, and other mobile equipment used for open-cast, underground mine, etc.

Sheath: Polyurethane which is UV resistant, Chemicals, water resistant, and suitable for continuously flexing applications.

Conductor: Extra fine wire conductors

Insulation: Special enhanced polychloroprene (Butadiene-Acrylonitrile Rubber)



Technical Data:

Rated Voltage: 600V/1000V

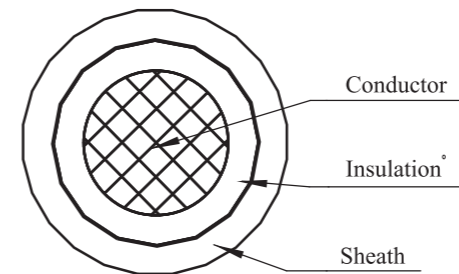
Temperature range: -35°C to +80°C

Minimum bending radius: 6 x D (outer diameter Ø)

Model	Qty of Cores × Section of Cores mm ²	Rated Voltage	Outer Diameter(mm)	Weight(kg/km)
RVV-PUR	3×25+3×25/3	450/750V	28	1500
RVV-PUR	3×35+3×25/3	450/750V	36	2300
RVV-PUR	3×50+3×25/3	600/1000V	36	2600
RVV-PUR	3×70+3×35/3	600/1000V	40	3400
RVV-PUR	3×95+3×50/3	600/1000V	47	4500
RVV-PUR	3×120+3×70/3	600/1000V	51	5900
RVV-PUR	3×150+3×70/3	600/1000V	55	7000
RVV-PUR	3×185+3×95/3	600/1000V	60	8500
RVV-PUR	3×240+3×120/3	600/1000V	68	11100

Model	Qty of Cores × Section of Cores mm ²	Rated Voltage	Outer Dimensionr(mm)	Weight(kg/km)
YFFB-PUR	4×4	450/750V	21×6.6	300
YFFB-PUR	4×6	450/750V	26×7.5	420
YFFB-PUR	4×10	450/750V	36.3×9.7	730
YFFB-PUR	4×16	450/750V	40.5×10.8	1000
YFFB-PUR	4×25	450/750V	48.5×13.4	1530
YFFB-PUR	3×35+1×16	450/750V	56.8×15.2	1918
YFFB-PUR	3×50+1×25	600/1000V	67.6×17.6	2698
YFFB-PUR	3×70+1×35	600/1000V	71.2×19.2	3421
YFFB-PUR	3×95+1×50	600/1000V	83.9×21.6	4547
YFFB-PUR	3×120+1×70	600/1000V	100×25.6	6169
YFFB-PUR	3×150+1×70	600/1000V	101×28	7200
YFFB-PUR	3×185+1×95	600/1000V	112.5×31.5	8871
YFFB-PUR	3×240+1×120	600/1000V	125.6×35.5	11420

RVV-TLC Cable for Energy Chain
RVV-TLC Series



Applications:

RVV-TLC Series Energy Chain Cable is special designed for Crane Energy Chain System. This Cable is used to supply the power and control signal to hoist with long time free movements without tensile force.

Feature:

Sheath: Special Enhanced thermoplastic polymer which is UV-radiation resistant, Oil resistant, Weather resistant, Abrasion resistant.

Conductor: Superfine Soft Bare Copper which purity can reach 99.999%.

Insulation: Special Enhanced thermoplastic polymer.

Technical data:

Rated voltage: 300/500V, 600/1000V

Temperature range:

Flexible installation: -20°C to +70°C

Fixed installation: -30°C to +80°C

Minimum bending radius:

Flexible installation: 8 x D (outer diameter Ø)

Fixed installation: 6 x D (outer diameter Ø)

Model	Qty of Cores × Section of Cores (mm ²)	Rated Voltage (V)	Outer Diameter (mm)	Weight (kg/km)
RVV-TLC	3×1.5	300/500V	9.0	140
RVV-TLC	4×1.5	300/500V	10.2	180
RVV-TLC	6×1.5	300/500V	12.2	260
RVV-TLC	12×1.5	300/500V	19.0	550
RVV-TLC	3×2.5	300/500V	12.8	290
RVV-TLC	4×2.5	300/500V	14.2	360
RVV-TLC	6×2.5	300/500V	15.6	430
RVV-TLC	12×2.5	300/500V	24.5	890
RVV-TLC	1×10	300/500V	9.2	190
RVV-TLC	1×16	300/500V	10.2	260
RVV-TLC	1×25	300/500V	12.6	390
RVV-TLC	1×35	300/500V	13.9	470
RVV-TLC	1×50	600/1000V	16.1	670
RVV-TLC	1×70	600/1000V	18.3	890
RVV-TLC	1×95	600/1000V	20.8	1180
RVV-TLC	1×150	600/1000V	24.7	1810
RVV-TLC	1×185	600/1000V	29.0	2200
RVV-TLC	1×240	600/1000V	34.4	2980